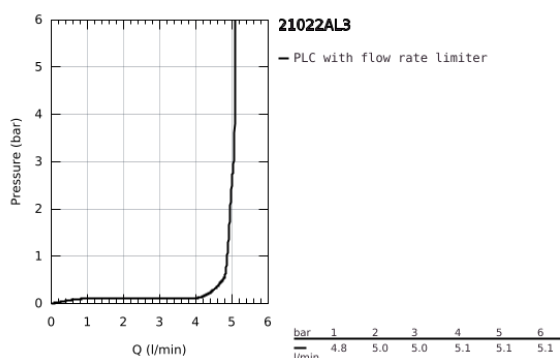
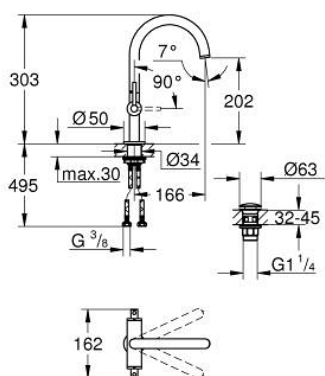


## 21 022 AL3 ATRIO ONE-HOLE BASIN MIXER, 1/2" L-SIZE

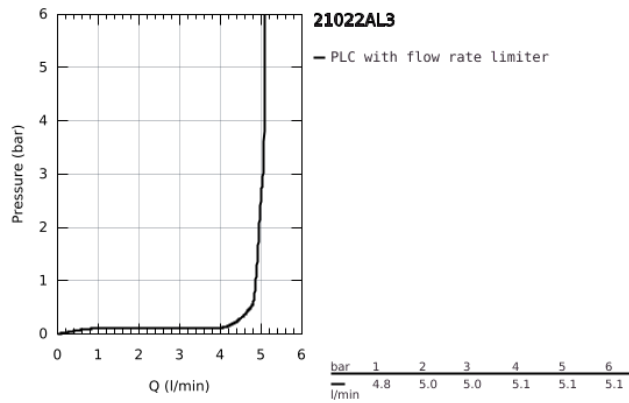


### PRODUCT DESCRIPTION

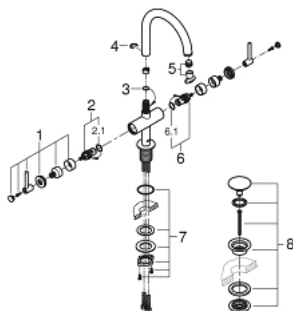
- Colour: brushed hard graphite
- ceramic headparts 1/2", 90°
- GROHE Long-Life finish
- GROHE Water Saving 5.7 l/min laminar mousseur
- rapid installation system
- swivel tubular spout with mousseur and stop limiter
- Push-open waste set 1 1/4"
- flexible connection hoses
- with lever handles
- Two different sets of caps included. One set with "H" and "C" marking, one set without marking.



21 022 AL3 **ATRIO ONE-HOLE BASIN MIXER, 1/2"**  
**L-SIZE**



## 21 022 AL3 ATRIO ONE-HOLE BASIN MIXER, 1/2" L-SIZE



### SPARE PARTS, April 2017 – spareParts.validDate.now

- 1: Lever handles (Order-nr. 18027AL3)
- 2: Ceramic headpart, 1/2" (Order-nr. 45883000)
- 2.1: O-ring Ø 18.2 x Ø 1.7 (Order-nr. 0392400M)
- 3: Sealing washer (Order-nr. 0128500M)
- 4: Safety ring (Order-nr. 4826600M)
- 5: Flow straightener (Order-nr. 48408000)
- 6: Ceramic headpart, 1/2" (Order-nr. 45882000)
- 6.1: O-ring Ø 18.2 x Ø 1.7 (Order-nr. 0392400M)
- 7: Shank fastening assembly (Order-nr. 48384000)
- 8: Waste fitting (Order-nr. 65807AL0)