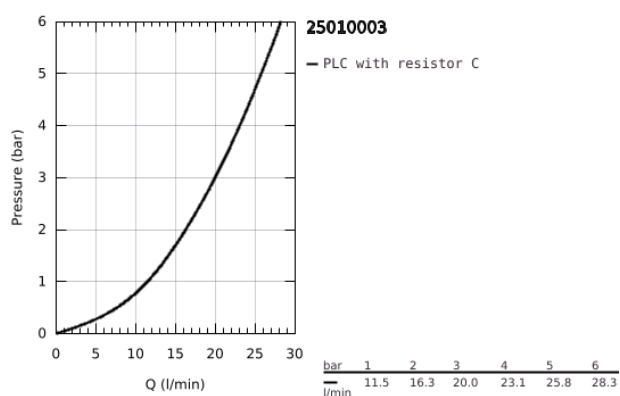
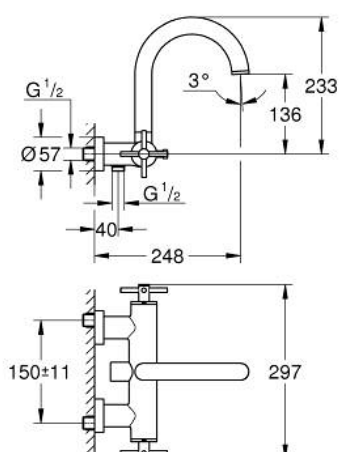


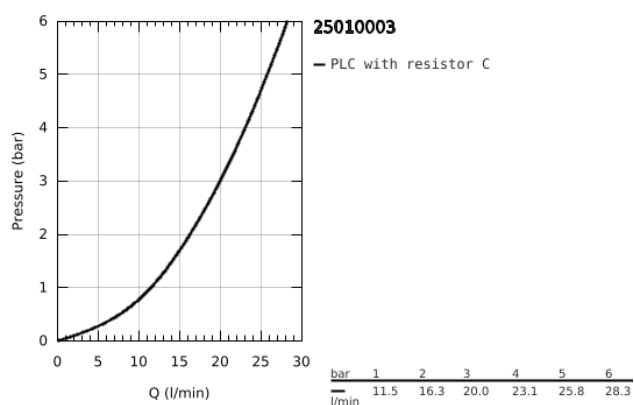
25 010 003 ATRIO BATH MIXER 1/2"



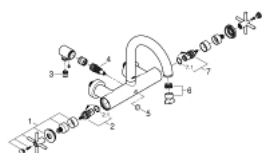
PRODUCT DESCRIPTION

- Colour: chrome
- wall mounted
- ceramic headparts 1/2", 90°
- GROHE Long-Life finish
- automatic diverter: bath/shower
- tubular spout
- with stop limiter
- mousseur
- integrated non-return valves in the shower outlet 1/2"
- covered S-unions
- protected against backflow
- without shower set
- with cross handles
- Two different sets of caps included. One set with "H" and "C" marking, one set without marking.

25 010 003 **ATRIO BATH MIXER 1/2"**



25 010 003 **ATRIO BATH MIXER 1/2"**



SPARE PARTS, October 2018 – spareParts.validDate.now

- 1: Pair of handles (Order-nr. 48406000)
- 2: Ceramic headpart, 1/2" (Order-nr. 45883000)
- 2.1: O-ring Ø 18.2 x Ø 1.7 (Order-nr. 0392400M)
- 3: Non-return valve (Order-nr. 08565000)
- 4: Diverter (Order-nr. 48407000)
- 5: Diverter knob (Order-nr. 64989000)
- 6: Mousseur (Order-nr. 13926000)
- 7: Ceramic headpart, 1/2" (Order-nr. 45882000)
- 7.1: O-ring Ø 18.2 x Ø 1.7 (Order-nr. 0392400M)