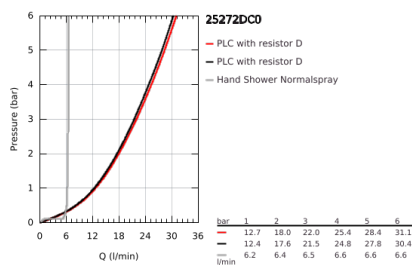
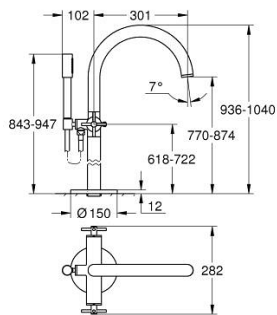


25 272 DC0 ATRIO BATH MIXER 1/2"

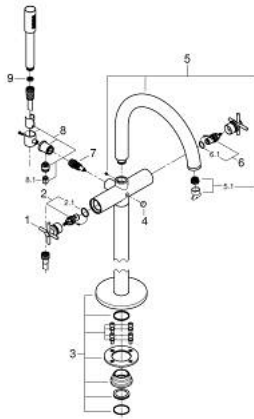


PRODUCT DESCRIPTION

- Colour: Supersteel
- floor-mounted installation with high pillar unions (765 mm)
- for use with rough-in set 45 984 001
- ceramic headparts 1/2", 90°
- GROHE LongLife finish
- automatic diverter: bath/shower
- spout with mousseur
- projection 301 mm
- integrated non-return valve in the shower outlet 1/2"
- hand shower Rainshower Aqua Stick (26 866)
- with shower holder
- Silverflex shower hose 1250 mm (28 362)
- protected against backflow
- with cross handles
- without roughing-in set 45 984 (please order separately)
- Two different sets of caps included. One set with "H" and "C" marking, one set without marking.



25 272 DC0 ATRIO BATH MIXER 1/2"



SPARE PARTS, October 2021 – now

- 1: Pair of handles (Spare part-nr. 48406DC0)
- 2: Ceramic headpart, 1/2" (Spare part-nr. 45883000)
- 2.1: O-ring Ø 18.2 x Ø 1.7 (Spare part-nr. 0392400M)
- 3: Mounting set (Spare part-nr. 101341DC00)
- 4: Diverter knob (Spare part-nr. 64989DC0)
- 5: Spout (Spare part-nr. 101320DC00)
- 5.1: Mousseur (Spare part-nr. 13926000)
- 6: Ceramic headpart, 1/2" (Spare part-nr. 45882000)
- 6.1: O-ring Ø 18.2 x Ø 1.7 (Spare part-nr. 0392400M)
- 7: Diverter (Spare part-nr. 48407DC0)
- 8: Hand shower holder (Spare part-nr. 101321DC00)
- 8.1: Non-return valve (Spare part-nr. 08565000)
- 9: Dirt strainer (Spare part-nr. 0700200M)