
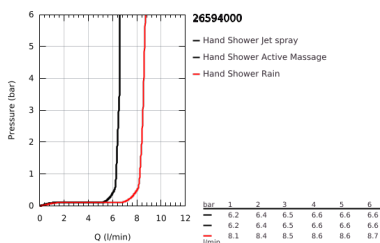
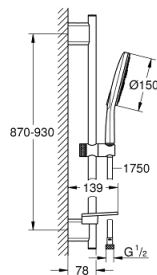


26 594 000 **RAINSHOWER SMARTACTIVE 150 SHOWER RAIL SET 3 SPRAYS**



PRODUCT DESCRIPTION

- Colour: chrome
- consisting of:
 - hand shower Rainshower SmartActive 150 (26 590)
 - maximum flow rate (at 3 bar): 8.5 l/min
 - shower rail 900 mm
 - with wall holders made of metal
 - shower hose Silverflex 1750 mm 1/2" x 1/2" (28 388)
 - GROHE EasyReach tray
 - GROHE EcoJoy - less water, perfect flow
 - GROHE DreamSpray - perfect spray pattern
 - GROHE FastFixation Plus adjustable distance between brackets for adaption to existing drilling holes
 - GROHE TileFix adjustable depth on upper and lower bracket
 - GROHE SpeedClean - effortless limescale removal
 - Inner WaterGuide - inner insulation for surface protection
 - TwistStop - to prevent hose from twisting
 - suitable for instantaneous heater



26 594 000 RAINSHOWER SMARTACTIVE 150 SHOWER RAIL SET 3 SPRAYS

SPARE PARTS, March 2018 – now

- 1: Shower bar holder (Spare part-nr. 48425000)
- 2: Glide element (Spare part-nr. 48424000)
- 3: Soap dish (Spare part-nr. 48426000)
- 4: Dirt strainer (Spare part-nr. 0700200M)

