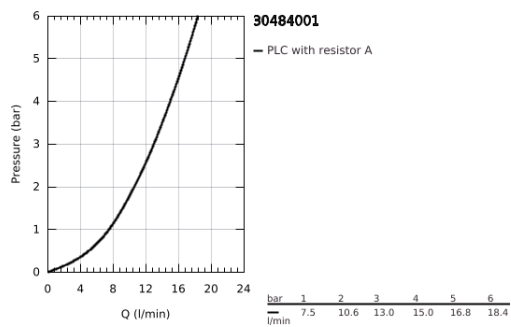
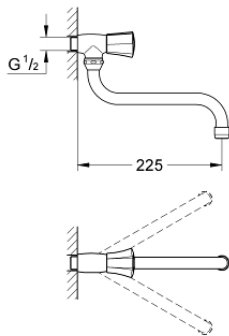


30 484 001 **COSTA L BIBTAP 1/2"**

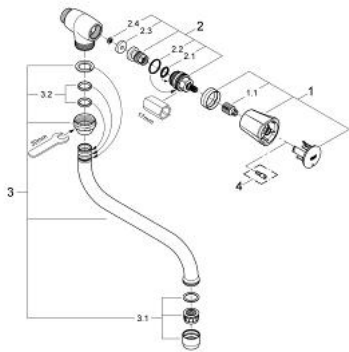


**PRODUCT DESCRIPTION**

- Colour: chrome
- wall mounted
- metal handles
- heat-insulated
- screwable
- marking: blue
- GROHE LongLife finish
- mousseur
- GROHE Long-Life headparts
- swivel tubular spout, swivel area 360°
- projection 200 mm
- maximum flow rate (at 3 bar): 13 l/min



30 484 001 **COSTA L BIBTAP 1/2"**



**SPARE PARTS**, June 2007 – now

- 1: Handle (Spare part-nr. 45994000)
  - 1.1: Snap insert (Spare part-nr. 0538600M)
  - 2: Headpart 1/2" (Spare part-nr. 07146000)
  - 2.1: Sealing washer  $\varnothing 6 \times \varnothing 2$  (Spare part-nr. 0128300M)
  - 2.2: O-ring  $\varnothing 18.2 \times \varnothing 1.7$  (Spare part-nr. 0392400M)
  - 2.3: Seal (Spare part-nr. 0529100M)
  - 3: Swivel tube spout (Spare part-nr. 13084000)
  - 3.1: Mousseur (Spare part-nr. 13928000)
  - 3.2: Sealing washer (Spare part-nr. 0128500M)
  - 4: Screw for Costa/Avina products (Spare part-nr. 48013000)\*
- \* Optional accessories