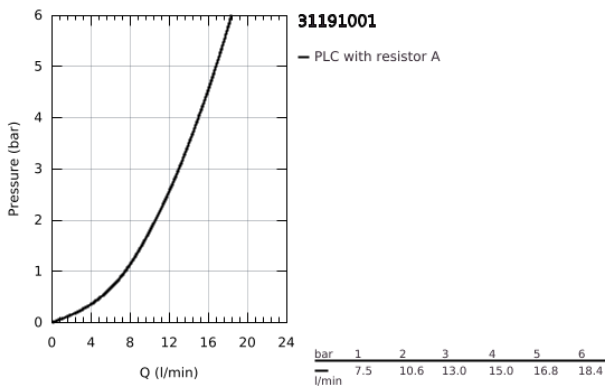
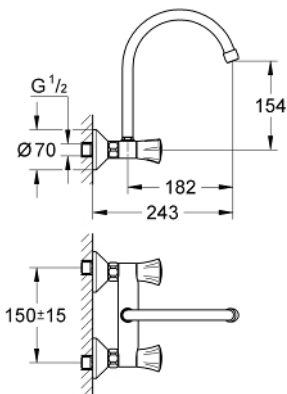


31 191 001 **COSTA L WALL SINK MIXER, 1/2"**

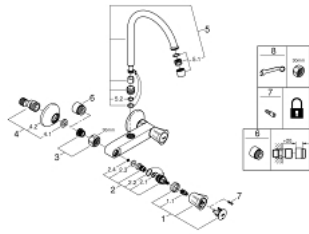


PRODUCT DESCRIPTION

- Colour: chrome
- wall mounted
- metal handles
- heat-insulated
- screwable
- GROHE LongLife finish
- GROHE Long-Life headparts
- mousseur
- tubular spout
- swivel area 360°
- S-unions
- maximum flow rate (at 3 bar): 13 l/min



31 191 001 COSTA L WALL SINK MIXER, 1/2"



SPARE PARTS, June 2007 – now

- 1: Handle (Spare part-nr. 45994000)
- 1.1: Snap insert (Spare part-nr. 0538600M)
- 2: Headpart 1/2" (Spare part-nr. 07146000)
- 2.1: Sealing washer $\varnothing 6 \times \varnothing 2$ (Spare part-nr. 0128300M)
- 2.2: O-ring $\varnothing 18.2 \times \varnothing 1.7$ (Spare part-nr. 0392400M)
- 2.3: Seal (Spare part-nr. 0529100M)
- 3: Screw connection 1/2" (Spare part-nr. 45044000)
- 4: S-union (Spare part-nr. 12075000)
- 4.1: Seal (Spare part-nr. 0138600M)
- 4.2: Escutcheon (Spare part-nr. 0221000M)
- 5: Spout (Spare part-nr. 13213000)
- 5.1: Mousseur (Spare part-nr. 13928000)
- 5.2: O-ring $\varnothing 12 \times \varnothing 2$ (Spare part-nr. 0128000M)
- 6: Extension 3/4", 20 mm (Spare part-nr. 0713000M)*
- 7: Screw for Costa/Avina products (Spare part-nr. 48013000)*
- 8: Special spanner (Spare part-nr. 19377000)*

* Optional accessories