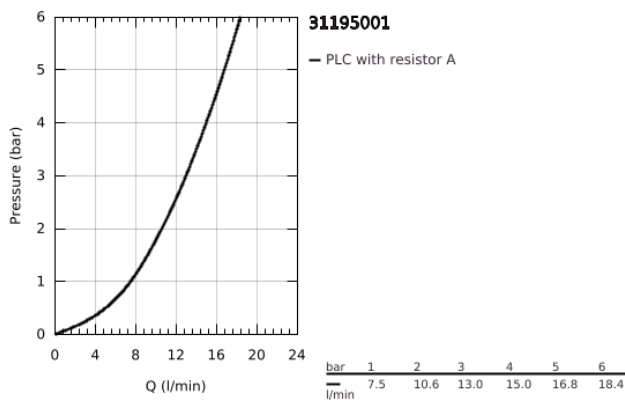
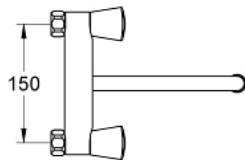
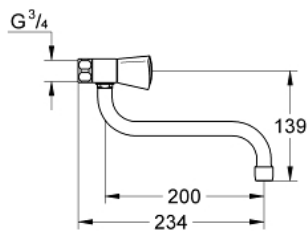


31 195 001 **COSTA S WALL SINK MIXER, 1/2"**



PRODUCT DESCRIPTION

- Colour: chrome
- wall mounted
- metal handles
- heat-insulated
- screwable
- GROHE Long-Life finish
- Carbodur headpart
- mousseur
- swivel spout
- swivel area 360°
- projection 200 mm
- without connection unions
- maximum flow rate (at 3 bar): 13 l/min



31 195 001 **COSTA S WALL SINK MIXER, 1/2"**



SPARE PARTS, June 2007 – now

- 1: Handle (Spare part-nr. 45995000)
- 1.1: Snap insert (Spare part-nr. 0538600M)
- 2: Ceramic headpart, 1/2" (Spare part-nr. 45346000)
- 2.1: O-ring Ø 18.2 x Ø 1.7 (Spare part-nr. 0392400M)
- 3: Screw connection 1/2" (Spare part-nr. 45044000)
- 4: Seal (Spare part-nr. 0138600M)
- 5: Tubular spout (Spare part-nr. 13051000)
- 5.1: O-ring Ø 12 x Ø 2 (Spare part-nr. 0128000M)
- 5.2: Mousseur (Spare part-nr. 13928000)
- 6: Screw for Costa/Avina products (Spare part-nr. 48013000)*

* Optional accessories